

# Cyclone Dust Collectors

CDC Series: For 3-25 Hp (2.2 – 18.6 Kw) Pumps

**Protects the vacuum pump and reduces filter maintenance by collecting up to 99% of dust and fines before they reach the pump.**

CDC series, cyclone dust collectors provide highly efficient separation of carry over dust and fines from conveying air. These fines can be easily emptied from a sealed dust collection pan or drum under the CDC.



## Cyclonic Action

Removes up to 99% of carry over fines that are drawn towards the central pump in a vacuum conveying system.

## Easy Access

Simple clamp-on collection pan with cradle support allows easy removal and re-assembly when emptying fines.

## Collection Pan Construction



See-through catch pan



Steel catch pan with site glass

CDC-15-ST through CDC-30-ST now include a see-through collection pan. The CDC-40 model has the steel version. Both are easily removeable.

## Plus:

- 24 VDC Standard CDC-D
- 2 Year Warranty

## Rugged Construction

Heavy gauge steel construction, robust formed channel leg supports with floor mounting tabs. Welded body, tube stubs, and mounting brackets.

## Free Standing

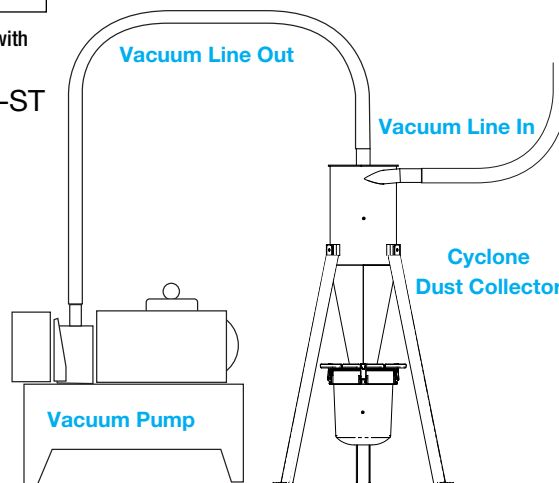
May be located anywhere between the pump filter and the conveying system.

## Solenoid Valve on Discharge

Wired to pumps vacuum breaker valve on CDC-D models equalizes pressure inside the cyclone to ensure quick discharge.

## Two Configurations Available

Base model features an air-tight collection pan. A drum dump model on an elevated frame has a discharge flapper valve and dust sleeve for collecting large quantities of dust and fines in a drum. (Drum optional)



NEW! Base models are shipped with freight-saving bolt-together construction with quick assembly instructions attached to each unit.

**DRI-AIR®**  
Industries, Inc.

PROUDLY MADE IN THE USA

## Specifications:

### Dimensions – Collection pan on discharge

Part Number	CDC-15		CDC-20		CDC-25		CDC-30		CDC-40	
Characteristics	U.S.	Metric	U.S.	Metric	U.S.	Metric	U.S.	Metric	U.S.	Metric
Inlet O.D.	1.5"	3.8 cm	2"	5.1 cm	2.5"	6.35 cm	3"	7.6 cm	4"	10.2 cm
Air Volume	70 cfm	118 m <sup>3</sup> /hr	120 cfm	203 m <sup>3</sup> /hr	195 cfm	330 m <sup>3</sup> /hr	250 cfm	423 m <sup>3</sup> /hr	500 cfm	845 m <sup>3</sup> /hr
Height	58"	147 cm	58"	147 cm	62"	158 cm	62"	158 cm	79"	201 cm
Base diameter	31.2"	79 cm	31.2"	79 cm	35.5"	90 cm	35.5"	90 cm	41"	104 cm
Shipping Wgt.	165 lb.	75kg	170 lb.	77kg	190 lb.	86kg	210 lb.	95kg	240 lb.	109kg

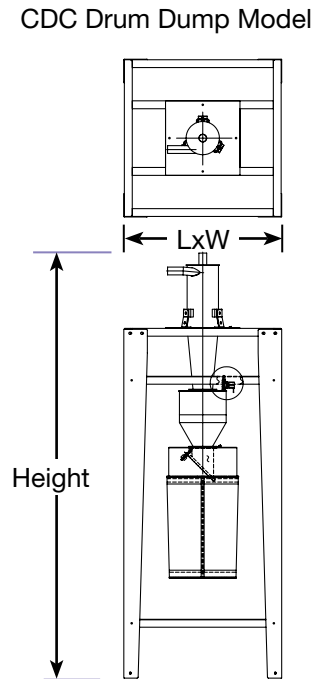
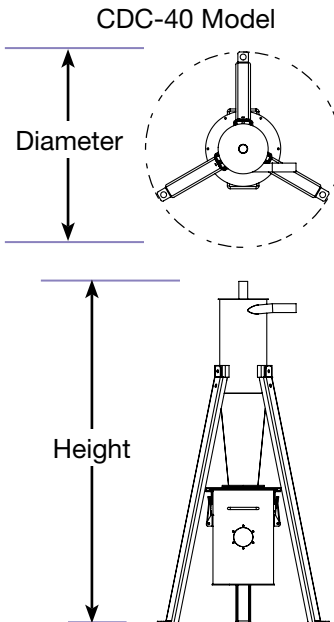
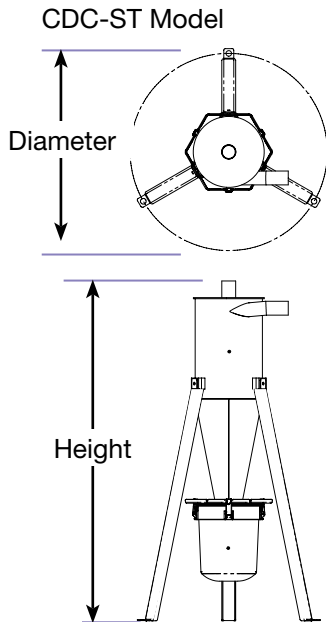
NOTE: Usable volume of catch pan is 0.4 ft<sup>3</sup> for CDC-15 through CDC-30 and 1.0 ft<sup>3</sup> for CDC-40

\*Also available with 6", 8", 10" and 12" inlet/outlet

### Dimensions – Drum Dump Model

(Elevated frame, dump valve and discharge sock that will fit the top of a 30 gallon customer supplied drum or for use with 55 gal. drum CCD-55 below. Other specifications same as above.)

Part Number	CDC-15D		CDC-20D		CDC-25D		CDC-30D		CDC-40D	
Height	106.4"	269 cm	106.4"	269 cm	111.4"	283 cm	111.4"	283 cm	128.4"	326 cm
Base L x W	36"	92 cm	36"	92 cm	36"	92 cm	36"	92 cm	36"	92 cm
Shipping Wgt.	300 lb.	136kg	305 lb.	137kg	440 lb.	200kg	450 lb.	205kg	550 lb.	250kg



## Options:

(Separate line item on order and shipped separately - see price list #330)

**Alternate Voltage:** 115 VAC in lieu 24 VDC for solenoid valve on CDC-D models.

## Accessories:

(Separate line item on order and shipped separately - see price list #330)

**Cartridge Filter Kit:** includes wall mount Donaldson filter module, 10 ft. of flex hose and 2 hose clamps. (Customer installed between pump and cyclone dust collector.)

**Cyclone Collection Drum – 55 gallon**



Wall Mount Cartridge Filter